

# Introduction to Modes

- A mode is a variation of a scale in a common key. All modes in a key share the same notes but start on a different step of the main scale. For example, the Ionian Mode in the key of C is the same as the C Major scale: C, D, E, F, G, A, and B, the Dorian Mode in the key of C starts on the second step: D and continues to the next D: D, E, F, G, A, B, C and D and so forth for each of the seven notes in the key of C.

# Modes In Major Keys

Name	Form	Construction*	Modes (in key of C)
Ionian (I)	1, 2, 3, 4, 5, 6, 7, 8	W W H W W W H	C, D, E, F, G, A, B, C
Dorian (ii)	1, 2, b3, 4, 5, 6, b7, 8	W H W W W H W	D, E, F, G, A, B, C, D
Phrygian (iii)	1, b2, b3, 4, 5, b6, b7, 8	H W W W H W W	E, F, G, A, B, C, D, E
Lydian (IV)	1, 2, 3, #4, 5, 6, 7, 8	W W W H W W H	F, G, A, B, C, D, E, F
Mixolydian (V)	1, 2, 3, 4, 5, 6, b7, 8	W W H W W H W	G, A, B, C, D, E, F, G
Aeolian (vi)	1, 2, b3, 4, 5, b6, b7, 8	W H W W H W W	A, B, C, D, E, F, G, A
Locrian (vii)	1, b2, b3, 4, b5, b6, b7, 8	H W W H W W W	B, C, D, E, F, G, A, B
Lydian Dominant (IVb7)	1, 2, 3, #4, 5, 6, b7, 8	W W W H W H W	F, G, A, B, C, D, Eb, F
Lydian Augmented (IV#5)	1, 2, 3, #4, #5, 6, 7, 8	W W W W H W H	F, G, A, B, C#, D, E, F

\* W = Whole Step , H = Half Step

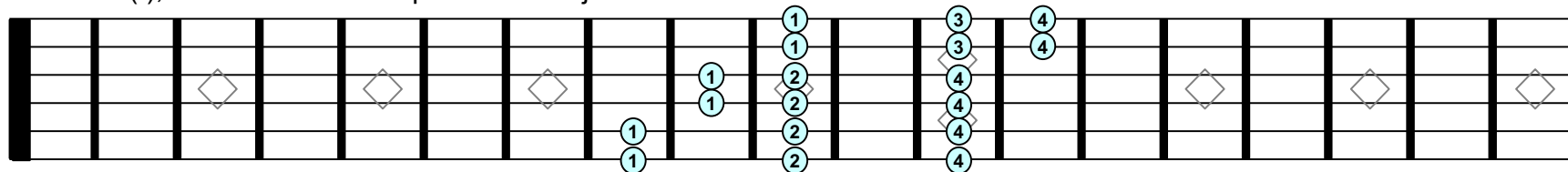
# Modes in Minor Keys

Name	Form	Construction*	Modes (in key of A Minor)
Aeolian (i)	1, 2, b3, 4, 5, b6, b7, 8	W H W W H W W	A, B, C, D, E, F, G, A
Locrian (ii)	1, b2, b3, 4, b5, b6, b7, 8	H W W H W W W	B, C, D, E, F, G, A, B
Ionian (III)	1, 2, 3, 4, 5, 6, 7, 8	W W H W W W H	C, D, E, F, G, A, B, C
Dorian (iv)	1, 2, b3, 4, 5, 6, b7, 8	W H W W W H W	D, E, F, G, A, B, C, D
Phrygian (v)	1, b2, b3, 4, 5, b6, b7, 8	H W W W H W W	E, F, G, A, B, C, D, E
Lydian (VI)	1, 2, 3, #4, 5, 6, 7, 8	W W W H W W H	F, G, A, B, C, D, E, F
Mixolydian (VII)	1, 2, 3, 4, 5, 6, b7, 8	W W H W W H W	G, A, B, C, D, E, F, G

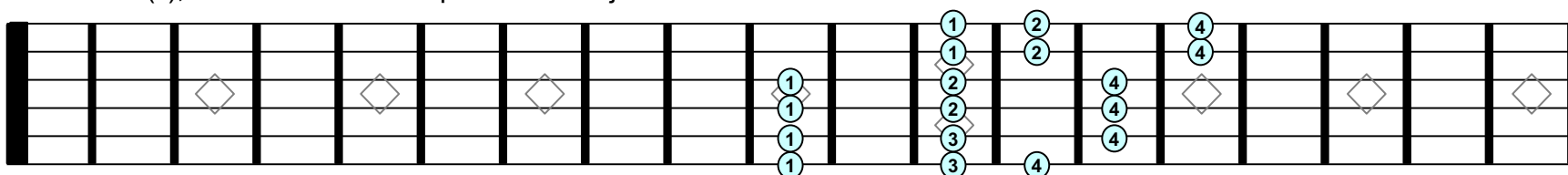
\* W = Whole Step , H = Half Step

# Modes in the Key of C

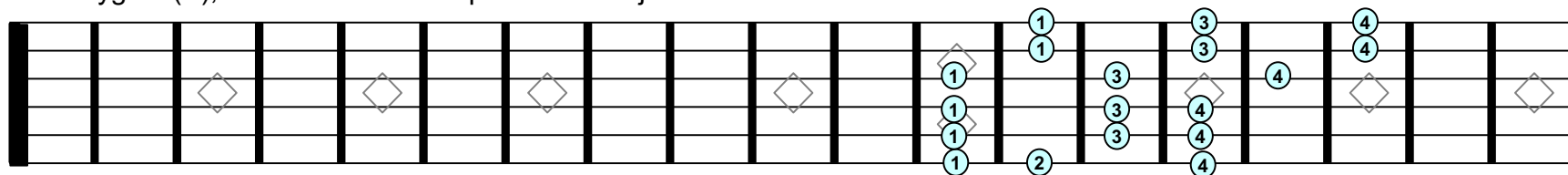
C Ionian (I), starts on the 1<sup>st</sup> step of the C Major scale



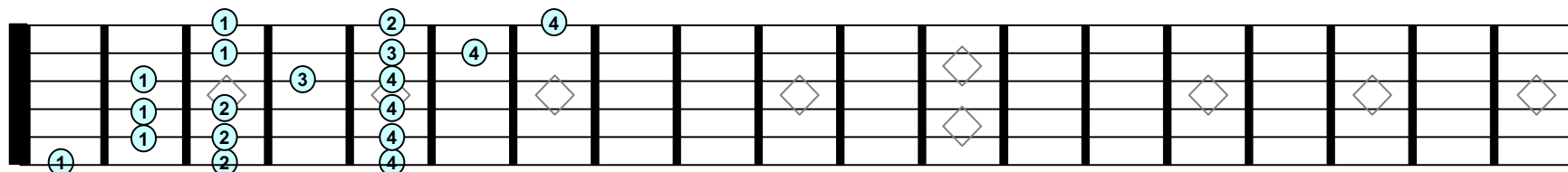
D Dorian (ii), starts on the 2<sup>nd</sup> step of the C Major scale



E Phrygian (iii), starts on the 3<sup>rd</sup> step of the C Major scale



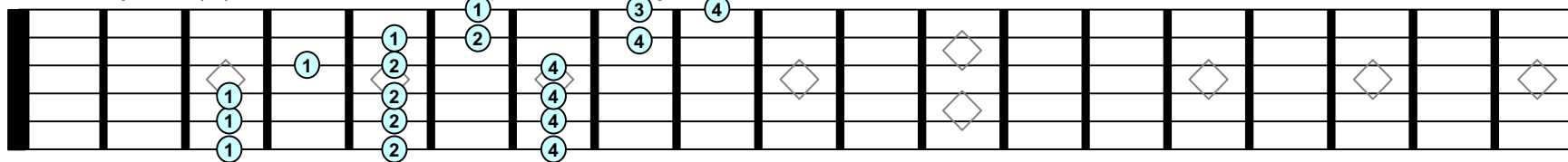
F Lydian (IV), starts on the 4<sup>th</sup> step of the C Major scale



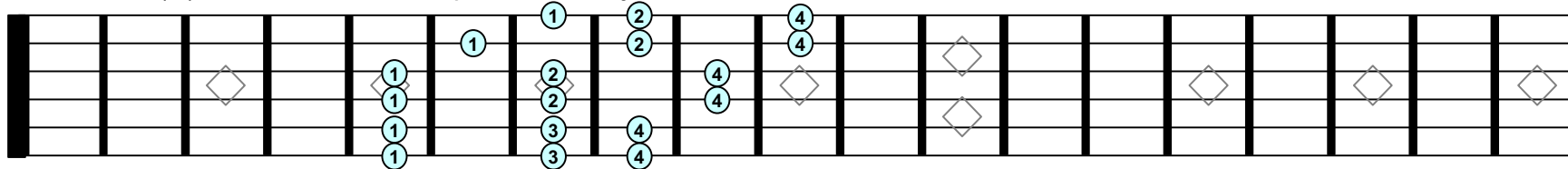
Practice ascending and descending, use only the finger numbers indicated (3 fingers per string)

# Modes in the Key of C

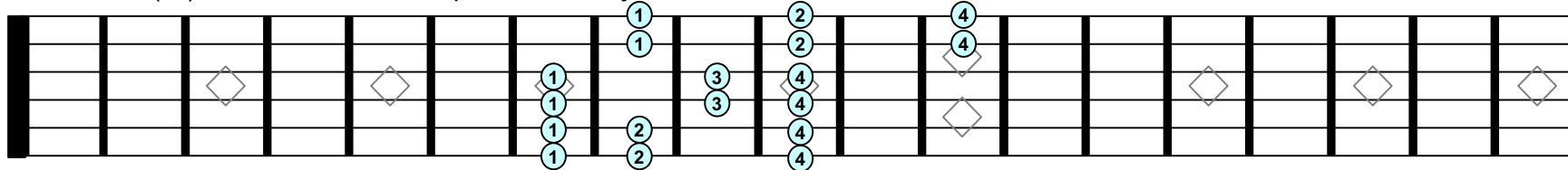
G Mixolydian (V), starts on the 5<sup>th</sup> step of the C Major scale



A Aeolian (vi), starts on the 6<sup>th</sup> step of the C Major scale

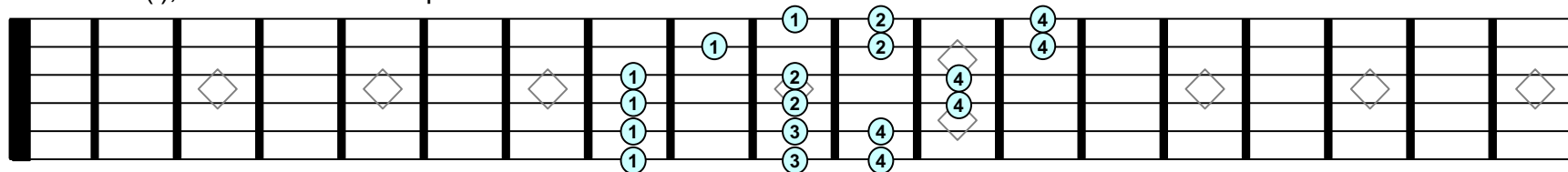


B Locrian (vii), starts on the 7<sup>th</sup> step of the C Major scale

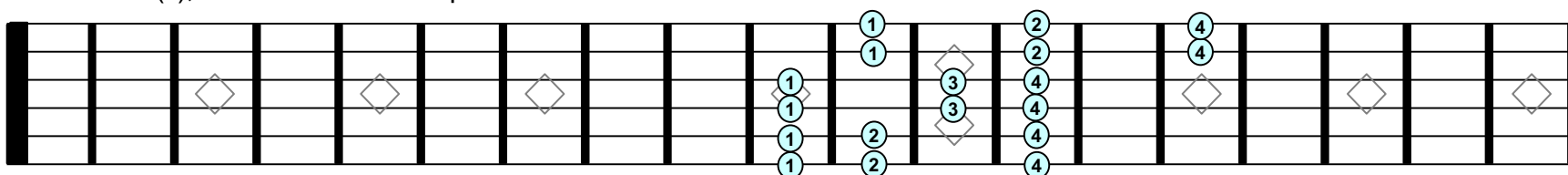


# Modes in the Key of C Minor

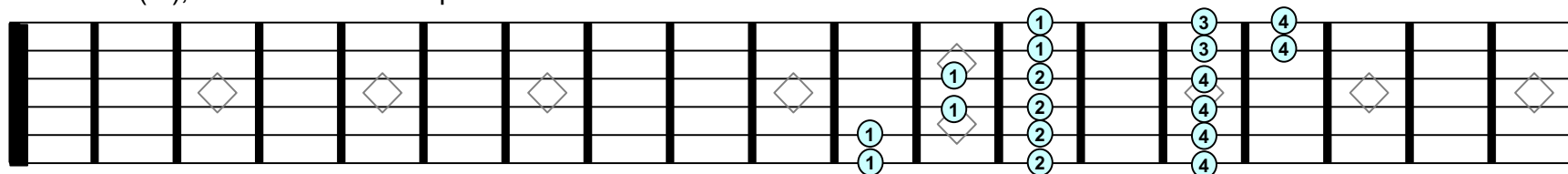
C Aeolian (i), starts on the 1<sup>st</sup> step of the C Minor scale



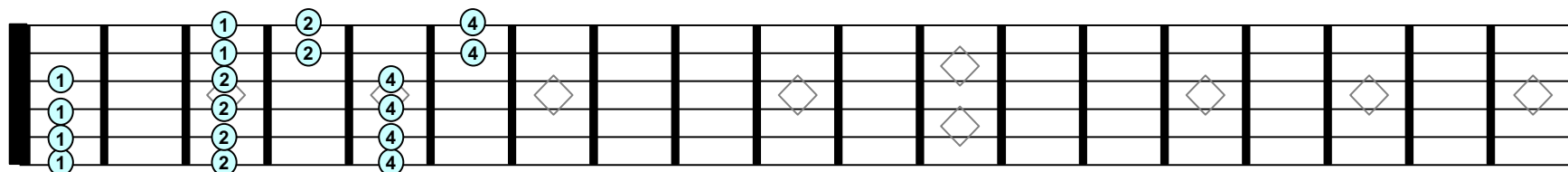
D Locrian (ii), starts on the 2<sup>nd</sup> step of the C Minor scale



E Ionian (III), starts on the 3<sup>rd</sup> step of the C Minor scale



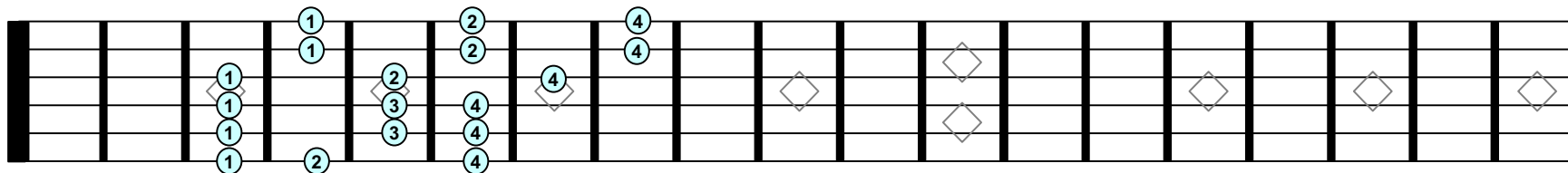
F Dorian (iv), starts on the 4<sup>th</sup> step of the C Minor scale



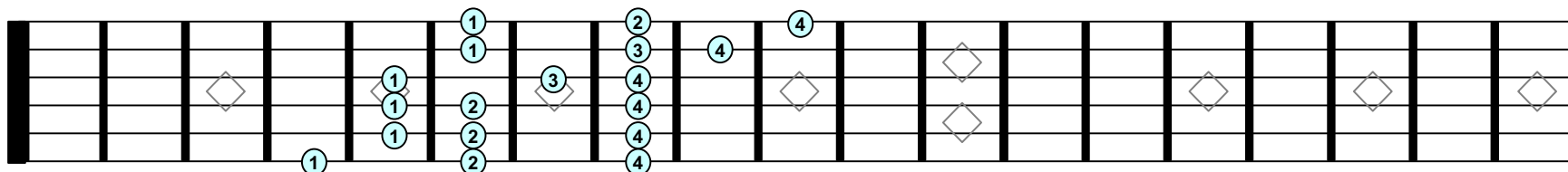
Practice ascending and descending, use only the finger numbers indicated (3 fingers per string)

# Modes in the Key of C Minor

G Phrygian (v), starts on the 5<sup>th</sup> step of the C Minor scale



Ab Lydian (VI), starts on the 6<sup>th</sup> step of the C Minor scale



Bb Mixolydian (VII), starts on the 7<sup>th</sup> step of the C Minor scale

